

GIOTTO FRAMELESS LO

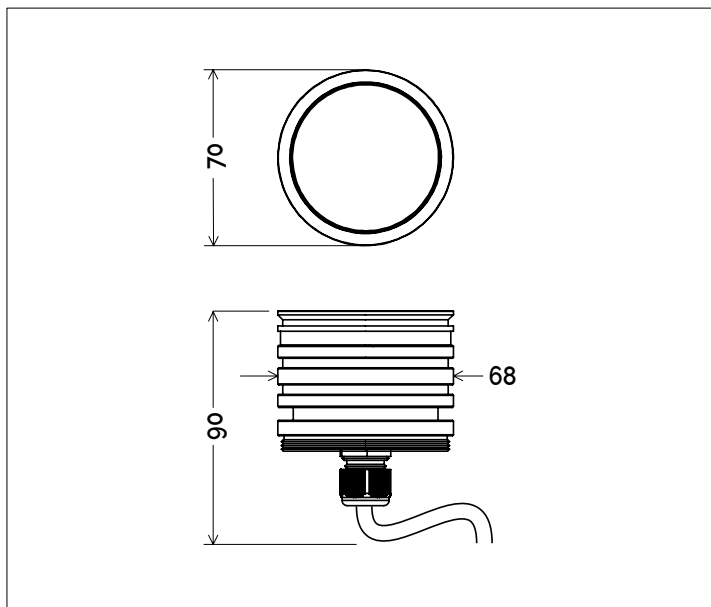
322RB02L11



Descrizione del prodotto / Product description

Incasso LED per esterni .
Ideato per l'illuminazione uplight di facciate e architetture.
Corpo dissipante in alluminio tornito da pieno con trattamento superficiale di anodizzazione dura colore nero.
Schermo superiore in vetro temperato extra-chiaro serigrafato (sp.4mm).
Lente interna ad emissione spot 15°, 30° o 60° in PMMA trasparente.
Multi-chip LED ad alta efficienza CRI ≥90.
Cavo di collegamento in neoprene. Fornito con sistema di connessione rapido a due poli IP68 (vedi istruzioni di montaggio).

Recessed LED spot uplight.
Ideal for uplight lighting of facades and architectures.
Heat sink body made of turned aluminum.
Upper screen made of extra clear temperate glass (4mm thickness)
Spot optics 15°, 30° or 60° made of clear PMMA.
Multi-chip LED with high efficiency CRI ≥90.
Neoprene connection cable.
Supplied with rapid IP68 connector (see assembly instructions).



Dati tecnici | Technical Info

* su richiesta / on requests

Finiture Finishes	● 1004 acciaio inox nero / blackstain steel
Potenza Power	10W
Corrente Current	-
Tensione Voltage	24Vdc
Tolleranza cromatica Chromatic tolerance	3 SDCM
Flusso luminoso Luminous Flux	1030lm
Mantenimento del flusso luminoso Flux Maintenance	≥50.000h
Temperature di esercizio Operating temperature	-20° ~ 45°

Simbologia tecnica Technical informations

	Conforme alle direttive CE
	Conforme alle normative RoHS
	Classe III
	Indice di Protezione IP67
	Connettore stagno in dotazione

Temperatura di Colore Color Temperature

9027 - 2700K CRI 92
9030 - 3000K CRI 92
9040 - 4000K CRI 92

Ottiche Optics

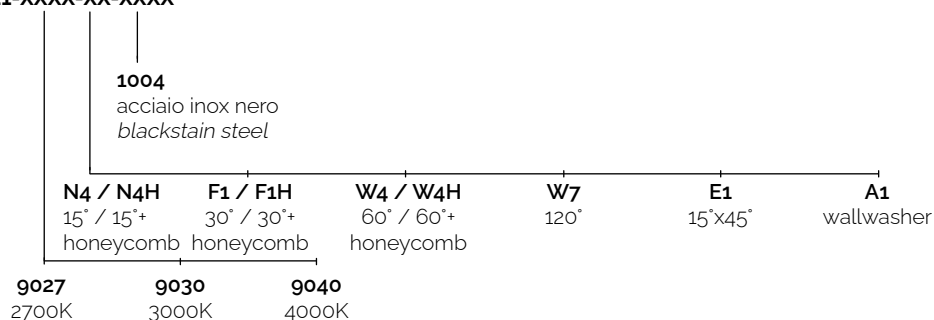
	N4 -15° (Narrow Beam)
	F1 -30° (Flood Beam)
	W4 -60° (Wide Flood Beam)
	W7 -120° (Very Wide Flood Beam)
	E1 -15°x45° (Elliptical Beam)
	A1 - (Asimmetrica/ Asymmetrical)

Sistemi di Controllo Control System

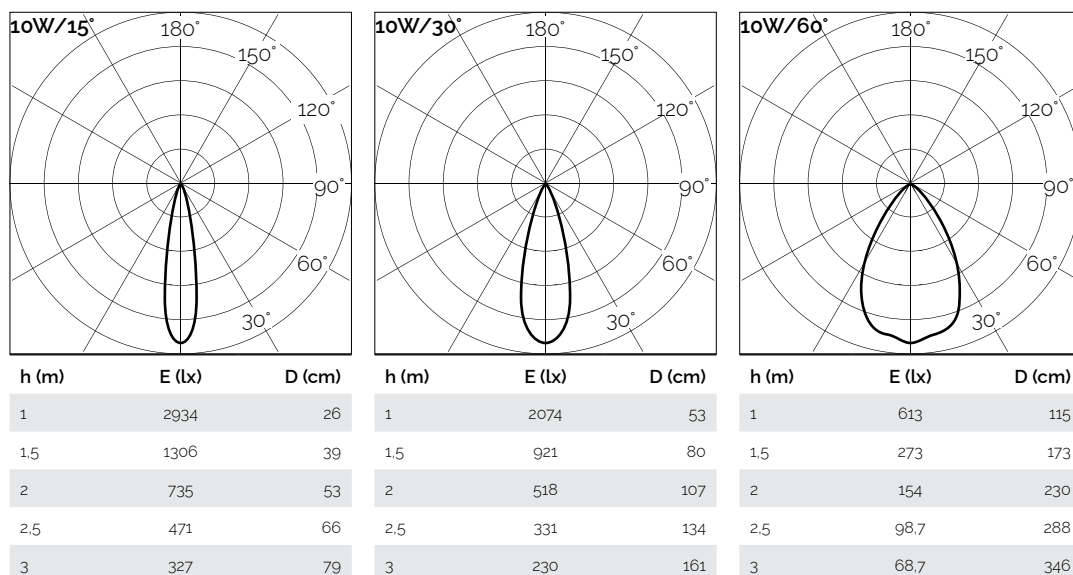
	On / Off (remoto escluso / remote excluded)
	PUSH Push * (remoto escluso / remote excluded)
	1-10V 1-10V , 0-10V * (remoto escluso / remote excluded)
	DALI * (remoto escluso / remote excluded)

Creazione Codice | Code construction

322RB02L11-XXXX-XX-XXXX




Dati Fotometrici | Photometric Specification



Accessori | Accessories

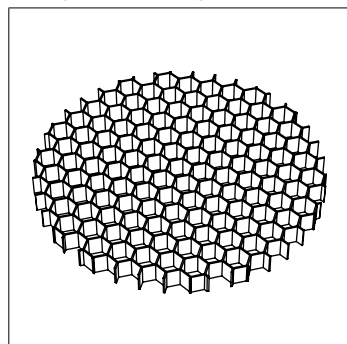
9A025



Cassaforma PVC.
(Ø80mm H.200mm)

PVC Ground Box.
(Ø80mm H.200mm)

Honeycomb/Honeycomb



Filtro Alveolare anti-abbagliamento.
(spessore 3mm)

Anti-glare Honey Comb.
(thickness 3mm)

Alimentatori | *Led Driver*

Tipo Alim. / Driver Type	potenza / power	tensione / voltage	dimensioni / dimensions	n. prodotti	IP	codice / code
ON/OFF	14W	24Vdc	39x25x79mm	1	67	9M401
	36W	24Vdc	38x25x120mm	1 ~ 3	67	9M402
	75W	24Vdc	32x63x140mm	1 ~ 6	67	9M403
DALI	60W	24Vdc	35x53x150mm	1 ~ 5	67	9M805